



If you require any assistance, you can speak to our customer service team directly via phone on **1300 552 255 (AU)** or **0800 003 329 (NZ)**, or via email at **customer@mercator.com.au**

You can also visit **ikuu.com.au** to access troubleshooting guides and advice on how to get the most from your Mercator Ikuü products, such as guides on scenes and automation.

1 Set Up the App

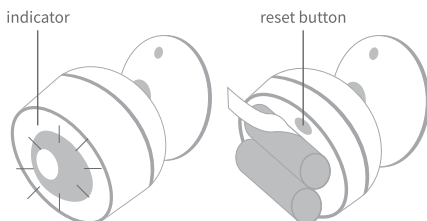
1. Download the Mercator Ikuü app.
2. Tap 'create new account' or 'log in to account'.
3. Follow the in-app prompts and tap 'OK'.

2 Connect to the App

To connect your product to the app, you must first enter pairing mode. All Mercator Ikuü Wi-Fi products require a 2.4GHz Wi-Fi network.

Activate Pairing Mode:


1. Twist the device to separate the back cover and remove the battery insulation pull tab.
CAUTION: When changing batteries, make sure to observe the correct polarity(+/-) as indicated inside the battery compartment.
2. When the device is first powered, the blue pairing indicator that appears on the PIR sensor should start to blink rapidly. (Approximately twice a second).
3. Press and hold the reset button for 5 seconds. The blue indicator will start to blink rapidly.
Note: If the pairing indicator is not blinking or blinking slowly, do not continue with the pairing process. Press and hold down the reset button for another 5 seconds.



2 Connect to the App (Cont.)

Pairing Your Product:

1. Open the Mercator Ikuü app. Make sure your product is still in pairing mode.
2. Tap + > Add Device > Auto Scan. The discovery process will begin.
3. Confirm your Wi-Fi details and tap 'Confirm'. This will begin the pairing process, which will add your product to the app.
4. When your product is discovered, tap 'next'.
5. Once pairing is complete, you can edit your product's name (optional).
6. To finish the pairing process, tap 'done'.



3 Creating Triggers

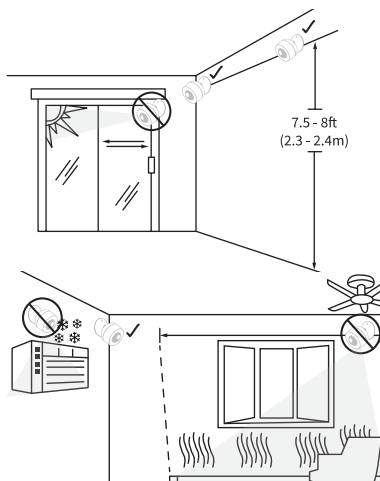
Use your PIR sensor to trigger other Mercator Ikuü products to complete actions automatically.

1. Tap the settings icon (⚙️) at the bottom left hand side of the screen.
2. Tap the ⊕ icon and select 'when a device's status changes'.
3. Select your sensor from the device list, select 'state' then 'motion detected'.
4. Tap 'activate a device', then choose your desired device action(s) and tap 'save', then 'next'.
5. Adjust the name of your automation then select 'save'.

Refer to ikuu.com.au for further information on using your sensors to trigger other devices.

4 Installation

Install the sensor using the mounting kit provided. Do not place the sensor near a source of heat or in direct sunlight.




5 Voice Assistant Setup (Optional)

Amazon Alexa

1. Open the Amazon Alexa app and sign in to your Alexa account.
2. Tap Menu > Skills & Games.
3. Search for Mercator ikuü and tap 'enable'.
4. Enter your Mercator ikuü account details and tap 'link now'.

MERCATOR ikuü
explore the range



Want more Mercator Ikuü? Visit **ikuu.com.au** to explore our whole range of smart products!

MERCATOR ikuü
app features

Want more from your products? The Mercator Ikuü app can help you to customise your smart products any way you like. Detailed guides on these features can be found at www.ikuu.com.au.



Rooms

Separate your products within the app for easy control based on their location.



Scenes

Control multiple products from any room at the same time.



Automation

Create triggers that allow products to complete actions automatically. These triggers can be based on time, sensors, or even other products.



Routines

Use Mercator Ikuü with other household products to create simple voice commands that trigger customised actions based on your daily activities.



Timers

Use a range of a scheduling and countdown timers that trigger actions.



Alerts

Manage the kinds of alerts you receive from your products (e.g. security products).



Sharing

Share access of your products with others.



In-App Customer Service

Talk to our customer service team directly through the app if you have any issues.

For guides on using these features in the app and to see our broad range of smart products, visit www.ikuu.com.au

You can speak to our customer service team directly via phone on **1300 552 255 (AU)** or **0800 003 329 (NZ)**, or via email at customer@mercator.com.au